

WORK STUDY › OPPORTUNITIES FOR PROFIT

# PROOFING



DELIVERING HIGH QUALITY TRAINING

  
**Killgerm**<sup>®</sup>  
TRAINING

## INTRODUCTION

An often underused, but important aspect of pest management is proofing. Thorough proofing to prevent access by pests should be a priority. It is a crucial component of integrated pest management and should be considered before resorting to chemical control.

As part of a thorough survey, the presence of cracks in outside walls, broken drain covers, etc, from where pests could invade and return should be noted. Appropriate recommendations can then be made to clients, or the pest management company themselves can undertake the required remedial action.

In food production areas where pests such as rodents and flies cannot be tolerated, proofing the building is often the most sustainable solution. For example, fixing fly screens over openings and attaching bristlestrips to doors, prevents birds, insects and rodents from entering the buildings.

Maintenance activities, such as filling in holes with rodent-proofing paste and sealing gaps in walls around service pipes will have a dramatic effect.

Even where proofing techniques are used, other systems are often necessary, as even adequately proofed buildings have doors to allow customers, staff and goods access.

## PEST EXCLUSION METHODS

Due to the small size and mobility of insects and mites, making any building insect-proof is extremely difficult but not impossible.

In a food processing factory a zero tolerance of flying insects is required. Therefore every attempt must be made to exclude insects from the factory altogether using pest exclusion techniques. As a belt and braces policy, other methods such as Electronic Fly Killers are often deployed as a backup. Possible points of entry for flying insects must be located. They include all windows and doors and sometimes ventilation shafts and other gaps in the fabric of the building.

### DOORS

Doors need to be opened to allow access but a policy of keeping doors closed when not in use reduces the amount of time when insects can enter and thus the probability of their entry. Closed doors must fit the door jamb. Where this is not the case bristlestrips should be fitted to exclude crawling invaders. If the door fit is particularly bad, a carpenter may be required to offer a more sustainable solution. The use of plastic strip curtains, especially on doors in more or less continuous use, further reduces the chance of insect entry. If doors are to be opened for additional ventilation they must always be fitted with an insect-proof screen.

### WINDOWS

Windows usually serve two functions: 1) to allow light into a work area, and 2) to allow additional ventilation. Wherever possible sufficient ventilation should be provided to prevent windows being opened. If this is the case, windows should be sealed, as if a window can be opened, at some stage it will be opened and on some occasions it will inadvertently be left open, allowing the free entry of flying insects.

Where it is necessary to open windows they should be fitted with insect-proof screening. Good screening allows additional ventilation while excluding insects. However, all screens and barriers only work when they are in place and undamaged.

### BUILDING MAINTENANCE

Many insects such as ants enter buildings through cracks in masonry or where services pass through walls. A maintenance programme to seal off these points of entry should be in place. In practice no system will be perfect and new services and holes will be drilled through walls, floorboards etc. Therefore it is essential that this maintenance programme is ongoing.

It is usually not possible, although it might be desirable, to replace parts of the infrastructure of a building to achieve sustainable pest management. However, when new buildings are designed, architects should be encouraged to consider designs that make insect pest entry less likely.

### FLYING INSECTS - PREVENTION OF ENTRY

Keeping adults out of premises is one way to control flies but it is also extremely difficult to do effectively. The use of door screens, air curtains and window screens has often been successful but these methods frequently suffer in their effectiveness because of staff intervention. When fly screens are attached to doors or windows, it is frequently perceived, rightly or wrongly, that they affect the air circulation. There is always the tendency for people to prop open screened doors and netted windows to encourage free flow of air, thus defeating the purpose for which the screens were put in place. Educating clients is often as important as the proofing techniques.

CORRECT USE OF BRISTLESTRIPS



INCORRECT USE OF BRISTLESTRIPS



## PROOFING PRODUCTS

### WEEP HOLE FITTINGS

Weep Hole Fittings provide a new solution to avoid rodents and wasps entering cavity walls through drainage and ventilation holes. These fittings provide outstanding flexibility and are quick and easy to fit with no tools necessary. Made from strong stainless spring steel, weep hole fittings fit into 6cm high holes neatly, securely, and discreetly. These fittings can also be cut to fit into smaller holes.



### SAKARAT RODENTSTOP

Sakarot Rodentstop is a non-hazard classified, ready-to-use paste, which helps prevent rodents gaining access to sensitive areas and to protect buildings. Made out of natural ingredients and PS pearls.



### SAKARAT RODENT BARRIER


Incorporating stainless steel fibre technology in a silicone body, Sakarot Rodent Barrier is easy to apply using a conventional caulking gun.

Use for sealing gaps, holes, cracks and crevices to prevent ingress by rodents. Safe to use in food environments and effective within 20 minutes. Fully waterproof with an 8-10 year expectancy.



### MOUSEMESH VENT

Mousemesh prevents mice from entering a property via existing in-built air brick vents. This unique pest control innovation is one of the few truly preventative measures currently available. It is easy to fit, and the ABS frame and stainless steel insert ensure durability in all weathers.




### MOUSEMESH VENT IN STAINLESS STEEL

Manufactured to the same sizes as the white and brown versions, but now available in stainless steel.



### XCLUDER

XCLUDER is designed to stop gnawing and burrowing pests from entering your home, office or building, in a safe and environmentally responsible way. Because it's made from stainless steel and poly fibers, XCLUDER has more "spring-back" than other pest exclusion products. The extra spring-back allows XCLUDER to fill crevices and stay put indefinitely. Once in place, rodents cannot get past it or remove it.



### BRISTLE STRIP

Keep out insects, birds and rodents with the Killgerm bristle strip. Correctly fitted to seal gaps around doors and windows, Killgerm bristle strip will help prevent vermin from gaining access to buildings. As an added bonus, it also helps to seal against draught, dust and noise pollution.


Supplied in 2.0 metre lengths and six trim sizes from 20mm to 150mm, the Killgerm bristle strip gives you the opportunity to offer extra service to your customers by not just eliminating vermin from their premises, but also preventing re-infestation. All Killgerm sections are available with flat (180), 45 or 90 degree angled fixing carrier, suitable for a variety of fixing situations.



### BOTTOM DOOR SEAL

Ready to fit Bottom Door Seal. Housed in pre-slotted extruded aluminium fixing carrier.

Filled with 26mm black nylon. Available in 914mm (36") lengths.



### WELDMESH


Available in two sizes, one for mice and one for pigeons. Width = 0.9 metres. Also available are clips for attaching the weldmesh.



### CONCERTINA DOOR KIT

Killgerm concertina kits are also available to seal all makes of concertina doors whether they have 9" or 12" panels.

When sealing the bottom only of a concertina door, each panel requires two pieces of bristle strip and for every two panels ordered, one nose cone will also be supplied. Complete kits will be made up to suit the type of door to be sealed.



### BUMPERSEAL

A rubber seal that clips straight onto the bottom bar of a roller shutter door, providing an effective seal even onto uneven floors.

The Bumperseal can be fitted in minutes without any need for tools or additional fixings. Together with the Rollerseal, also shown, the Bumperseal provides a complete proofing system for roller shutter doors.




### ROLLERSEAL

A clip on UPVC carrier with brush insert for proofing the vertical guide rails of roller shutter doors, typically used on warehouses, industrial units, etc. Together with the Bumperseal, also shown, the Rollerseal provides a complete proofing system for roller shutter doors.



### CHAIN SCREEN DOOR

Our chain screen doors measure 36" (91cm) x 78" (198cm) and are supplied with plain silver anodised aluminium chains which are hung on an anodised aluminium rail. Ideal for "walk through" doorways. They are equally appropriate for permanent fitting or putting up daily.




### PVC STRIP CURTAIN

Made from 200mm wide x 2mm thick clear strips with 50% overlap. The PVC strip curtains are hooked onto a stainless steel hanging rail and can be detached in seconds. These curtains are ideal where frequent access is required but minimal heat loss or protection from bad weather is an important economic consideration.



### NOVA DOOR KIT

The Nova door is a rigid fly screen door made from extruded aluminium, ideal for use in domestic and light commercial applications. All components necessary to build and fit the door are supplied. Grey fibreglass mesh supplied as standard. The frame is available in two different colour finishes. Measure the door aperture and select the next size kit up. Then simply cut the horizontal and vertical sections to fit.



### K1 HINGED WINDOW KIT

The K1 system is specifically designed for domestic and light commercial use. It can be fixed with hinges fitted either to the side or the top or it can be set up to allow removal.



### K1 LIFT-OUT WINDOW KIT

As above but secured with a set of turn buttons to allow easy removal.



### OMEGA (STANDOFF) SCREEN

The Omega standoff system is similar to the K1 system. It is used principally as a top or side opening rigid framed window flyscreen. The mesh is secured in our standard way of rubber spline pushed into the included groove in the profile.

The Omega profile is designed to give 35mm clearance from the frame the flyscreen is fixed to. One of the major applications of this style of flyscreen is to accommodate window handles and catches typical of those used on UPVC double glazed units.



### EAZY SLIDER

For easy access to existing windows for cleaning and maintenance, the Eazy Slider is ideal. Two, three or more panes can be housed in a continuous horizontal run. Maximum height is 2.1 metres. Suitable for both commercial and domestic applications.



### MESH STRIP CURTAIN

This system consists of a three part PVC holder suspending a number of mesh strips, weighted at the bottom. The curtain allows easy passage for pedestrians and fresh air but not for insects! Suntex mesh (PVC coated polyester yarn) is fitted as standard. For taller doors, a stainless steel carrier rail is recommended for added durability



### EXPANDING HAND HELD FOAM AEROSOL

A self expanding, ready to use, polyurethane (PU) foam with exceptionally high yield and excellent stability - it will not shrink or post expand in situ. Fills and seals most building and construction substrates making it ideal for rodent proofing.



### SUPERFLOW SEALANT GUN

A robust, sturdy gun that will handle the toughest of conditions. A rotating barrel, soft grip handle and smooth action make this non-drip device a must have product.



### WIRE WOOL

450g bag of Medium-grade steel wool to be used for restricting access to rodents around small holes and gaps.



### MOUSESTOP

Mousestop is a non-toxic ready to use paste which helps prevent rodents gaining access and to protect buildings. Mousestop is water repellent and can be painted.



DELIVERING HIGH QUALITY TRAINING

  
**Killgerm**<sup>®</sup>  
TRAINING

**KILLGERM CHEMICALS LIMITED**

PO Box 2, Ossett, West Yorkshire, WF5 9NA

TELEPHONE: 01924 268 400

FAX: 01924 264 757

EMAIL: [info@killgerm.com](mailto:info@killgerm.com)

[www.killgerm.com](http://www.killgerm.com)