




sakarāt®  
BROMABAIT



5 055436 703440



# sakarāt BROMABAIT®

GB-2015-0931  
NI-2015-0931

Contains 0.005%w/w(0.05g/Kg) Bromadiolone  
FOR USE AGAINST RATS AND MICE INDOORS AND OUTDOORS AROUND BUILDINGS


Contents: 10kg

Batch No and D.O.M: See Separate Stickers

Killgerm Chemicals Ltd., Wakefield Road, Ossett, West Yorkshire WF5 9AJ (UK)  
t 01924 268400 e sales@killgerm.com www.killgerm.com



5 055436 703440



5 055436 703440

sakarāt®  
BROMABAIT



#### SAKARAT BROMABAIT

Contains 0.005%w/w(0.05g/Kg) Bromadiolone  
FOR USE AGAINST RATS AND MICE INDOORS AND OUTDOORS AROUND BUILDINGS

#### TARGET ORGANISM(S):

Mus musculus (House mouse)  
Rattus norvegicus (Norway rat, Brown rat)

#### APPLICATION RATE:

Rats — Secure up to 200g of product in covered tamper resistant bait stations or covered bait points spaced 10m apart (5m apart in areas of high infestation), but no more than 100g to be placed every 10m.  
Mice — bait points containing up to 50g to be placed every 10m<sup>2</sup>


Because of their delayed mode of action, anticoagulant rodenticides take from 4 to 10 days to be effective after consumption of the bait.

#### HAZARD STATEMENTS

May damage the unborn child.  
Causes damage to organs (blood) through prolonged or repeated exposure.

#### PRECAUTIONARY STATEMENTS

Keep out of reach of children.  
Read label before use.  
Obtain special instructions before use.  
Do not handle until all safety precautions have been read and understood.  
Do not breathe dust.  
Wash hands thoroughly after handling.  
Do not eat, drink or smoke when using this product.  
Wear protective gloves.  
If exposed or concerned: Get medical advice/attention.  
Get medical advice/attention if you feel unwell.  
Store locked up.  
Dispose of contents/container to a licensed hazardous-waste disposal contractor or collection site except for empty clean containers which can be disposed of as non-hazardous waste.



DANGER

UFI: 9300-POFE-R003-G3V4

#### APPLICATION METHODS:

Ready-to-use bait to be used in tamper-resistant bait stations. Covered and protected bait points. Direct application of ready-to-use bait into the burrow.

Tamper resistant bait stations must be:

Strong enough to prevent entry or destruction by dogs.  
Strong enough to prevent entry or destruction by children under six years of age using hands, feet or objects reasonably expected to be available in use area (e.g. household objects, toys etc)

Lockable or sealable so that children and dogs cannot gain access through the opening or mechanisms used to fill the bait compartments.

Resistant to destruction or weakening from exposure to typical non-catastrophic weather (e.g. direct sunlight, extremes of temperature and humidity, rain, snow etc)

To be used only by professional users holding certification demonstrating compliance with UK rodenticide

stewardship regime requirements.

Read the label before use. Using this product in a manner that is inconsistent with the label may be an offence.

Refer to the CRRU UK Code of Best Practice (or equivalent) for guidance.

When this product is supplied to a user for the control of rodents, it shall only be supplied to a professional user

holding certification demonstrating compliance with UK rodenticide stewardship regime requirements.

#### DIRECTIONS FOR USE

Read and follow the product information as well as any information accompanying the product or provided at the point of sale before using it.

Carry out a pre-baiting survey of the infested area and an on-site assessment in order to identify the rodent species, their places of activity and determine the likely cause and the extent of the infestation.

Remove food which is readily attainable for rodents (e.g. spilled grain or food waste). Apart from this, do not clean up the infested area just before the treatment, as this only disturbs the rodent population and makes bait acceptance more difficult to achieve.

The product should only be used as part of an integrated pest management (IPM) system, including, amongst others, hygiene measures and, where possible, physical methods of control.

The product should be placed in the immediate vicinity of places where rodent activity has previously occurred (e.g. rodent runs, nesting sites, holes, burrows etc.)

Where possible, bait stations must be fixed to the ground or other structures.

Bait should be secured so that it cannot be dragged away from the bait station.

Place the product out of the reach of children, birds, pets and farm animals and other non-target animals.

Place the product away from food, drink and animal feeding stuffs, as well as from utensils or surfaces that have contact with these.

Wear protective chemical resistant gloves during product handling phase to EN374.

When using the product do not eat, drink or smoke. Wash hands and directly exposed skin after using the product.

The frequency of visits to the treated area should be at the discretion of the operator, in the light of the survey conducted at the outset of the treatment. That frequency should be consistent with the recommendations provided by CRRU UK Code of Best Practice (or equivalent). Sites where burrow baiting is used should be visited more frequently than those where secure bait boxes are employed.

If bait uptake is low relative to the apparent size of the infestation, consider the replacement of bait points to further places and the possibility to change to another bait formulation.

If after a treatment period of 35 days baits continue to be consumed and no decline in rodent activity is observed, the likely cause must be determined. Where other elements have been excluded, it is likely that there are resistant rodents so consider the use of a non-anticoagulant rodenticide, where available, or a more potent anticoagulant rodenticide. Also consider the use of traps as an alternative control measure.

Place loose bait in the baiting station by using a dosage device. The dosage device should then be wiped with a wet wipe to minimise dust. Protect bait from atmospheric conditions. Place the baiting points in areas not liable to flooding.

Replace any bait in baiting points in which bait has been damaged by water or contaminated by dirt.

For outdoor use, baiting points must be covered and placed in strategic sites to minimise the exposure to non-target species.

Remove the remaining product at the end of treatment period (except when directly applied into burrows).

Where possible, it is recommended that the treated area is revisited every 4 weeks at the latest in order to avoid any selection of a resistant population.

Baits must be placed to minimise the exposure to non-target species and children. Cover or block the entrances of baited burrows to reduce the risks of bait being rejected and spilled. Follow any additional instructions provided by the CRRU UK Code of Best Practice (or equivalent).

Sites under a permanent baiting regime should be inspected regularly in accordance with product label directions. The period between visits should be determined by the technician in charge but will not be longer than every four weeks when permanent baiting is conducted outdoors. For permanent baiting follow any additional instructions provided by the CRRU Guidance on Permanent Baiting.

This product contains a bittering agent and a dye.

Bait stations must be clearly labelled to show they contain rodenticides and that they must not be moved or opened.

Contents: 10kg

Batch No and D.O.M: See Separate Stickers

Authorisation Holder for GB: Killgerm Chemicals Ltd, 115 Wakefield Rd, Ossett, West Yorkshire, WF5 9AJ  
Authorisation Holder for Northern Ireland: Killgerm GmbH, Bussardweg 16, 41468 Neuss.  
t 01924 268400 e sales@killgerm.com www.killgerm.com

#### RISK MITIGATION MEASURES

Do not use in areas where resistance to the active substance can be suspected.

Products shall not be used beyond 35 days without an evaluation of the state of the infestation and of the efficacy of the treatment (unless permanent baiting).

Do not rotate the use of different anticoagulants with comparable or weaker potency for resistance management purposes. For rotational use, consider using a non-anticoagulant rodenticide, if available, or a more potent anticoagulant.

Do not wash the bait stations or utensils used in covered and protected bait points with water between applications.

Dispose of dead rodents in accordance with local requirements.

In the UK poisoned rodents may be disposed of by the waste producer at an incinerator or landfill permitted to accept that type of waste, or collected by a registered waste carrier and taken for disposal at a suitably permitted site. For further information on disposal contact the Environment Agency (<http://www.environment-agency.gov.uk>) or SEPA (<http://www.sepa.org.uk>).

Consider preventive control measures (e.g. plug holes, remove potential food and drinking as far as possible) to improve product intake and reduce the likelihood of reinfestation.

To reduce risk of secondary poisoning, search for and remove dead rodents during treatment at frequent intervals, in line with recommendations provided by the CRRU UK Code of Best Practice.

Permanent baiting is strictly limited to sites with a high potential for reinfestation when other methods of control have proven insufficient.

Where possible, prior to the treatment inform any bystanders (e.g. users of the treated area and their surroundings) about the rodent control campaign in accordance with the CRRU UK Code of Best Practice.

The permanent baiting strategy shall be periodically reviewed in the context of integrated pest management (IPM) and the assessment of the risk for re-infestation.

Do not use this product in pulsed baiting treatments.

#### PARTICULARS OF LIKELY DIRECT OR INDIRECT EFFECTS, FIRST AID INSTRUCTIONS AND EMERGENCY MEASURES TO PROTECT THE ENVIRONMENT

This product contains an anticoagulant substance. If ingested, symptoms, which may be delayed, may include nosebleed and bleeding gums. In severe cases, there may be bruising and blood present in the faeces or urine.

Antidote: Vitamin K1 administered by medical/veterinary personnel only.

In case of:-

- Dermal exposure, wash skin with water and then with water and soap.

- Eye exposure, rinse eyes with eyes-rinse liquid or water, keep eyes lids open at least 10 minutes.

- Oral exposure, rinse mouth carefully with water. Never give anything by mouth to unconscious person. Do not provoke vomiting. If swallowed, seek medical advice immediately and show the product's container or label.

UK medical professionals should contact the National Poisons Information Service ([www.npis.org](http://www.npis.org)) for further advice.

Contact a veterinary surgeon in case of ingestion by a pet.

Bait stations must be labelled with the following information: "do not move or open"; "contains a rodenticide"; "product name or authorisation number"; "active substance(s)" and "in case of accident, call a poison centre".

Hazardous to wildlife.

When placing bait stations close to surface waters (e.g. rivers, ponds, water channels, dykes, irrigation ditches) or water drainage systems, ensure that bait contact with water is avoided.

When placing bait points close to water drainage systems, ensure that bait contact with water is avoided.

#### INSTRUCTIONS FOR SAFE DISPOSAL OF THE PRODUCT AND ITS PACKAGING

At the end of the treatment, dispose of uneaten bait and the packaging in accordance with local requirements.

Use of gloves is recommended.

For information on disposal in the UK contact the Environment Agency (<http://www.environment-agency.gov.uk>) or SEPA (<http://www.sepa.org.uk>).

Rodents can be disease carriers. Do not touch dead rodents with bare hands, use gloves or use tools such as tongs when disposing them.

#### CONDITIONS OF STORAGE AND SHELF-LIFE OF THE PRODUCT UNDER NORMAL CONDITIONS OF STORAGE

Store in a dry, cool and well-ventilated place. Keep the container closed and away from direct sunlight.

Store in places prevented from the access of children, birds, pets and farm animals.

Shelf life: 2 years

Authorisation numbers:

GB-2015-0931

NI-2015-0931

Label ref: Jan 2025

